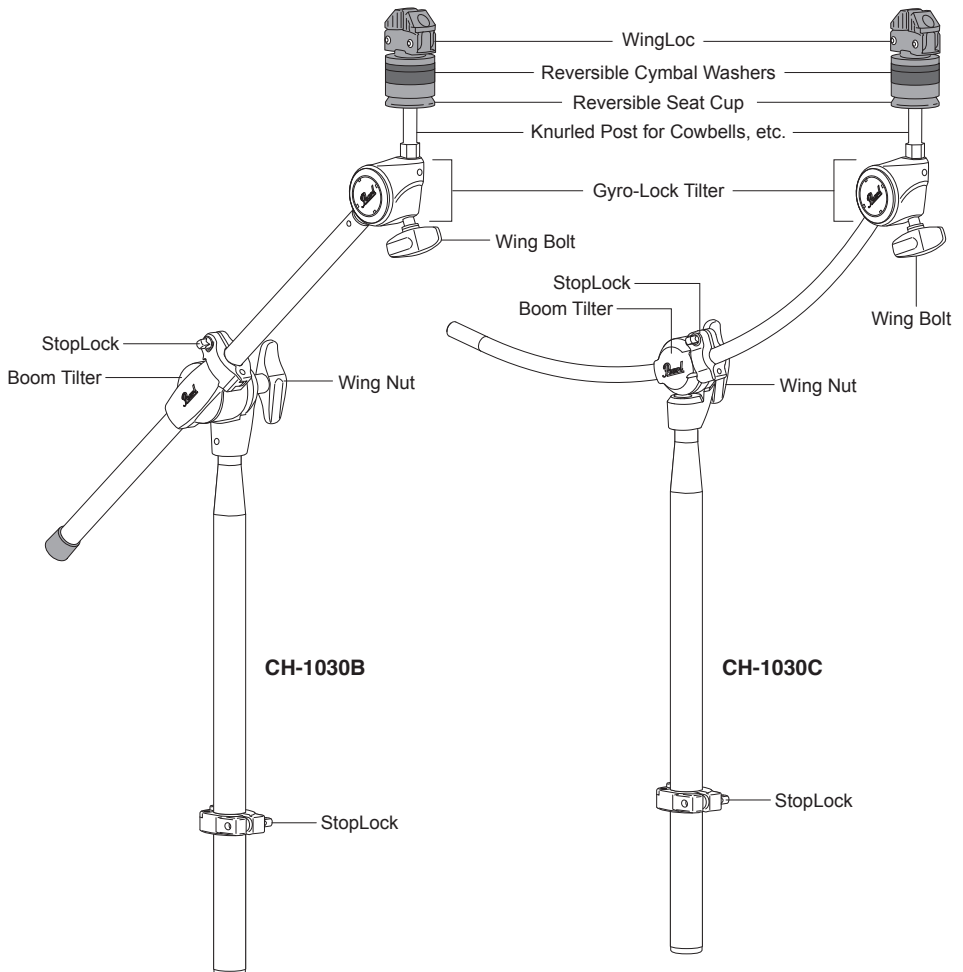


PEARL CYMBAL HOLDER
CH-1030B / CH-1030C

Instruction Manual

Congratulations on your purchase!

For optimum performance, please read this Instruction Manual before playing.



WingLoc

Pearl's patented WingLoc's quick release design makes attaching and removing cymbals quick and easy.

To remove the WingLoc, pull the wings apart and lift the WingLoc straight up (Fig.1).

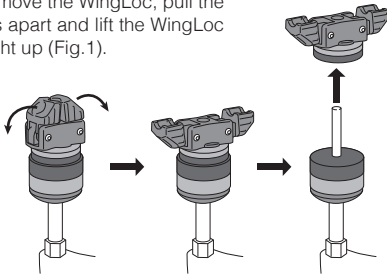
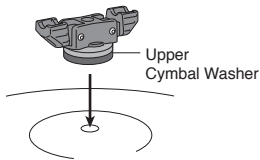


Fig. 1

To attach, keep the wings open and place the WingLoc and the Upper Cymbal Washer over the Cymbal Post as shown (Fig.2).



To adjust, snap either one of the wings upward as shown in Fig.3 and rotate the WingLoc until the desired tightness / looseness of the cymbal is achieved. Snap the other wing upward (Fig.4) to lock the WingLoc in place.

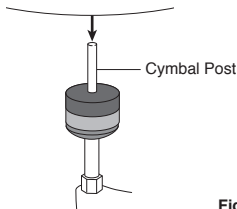


Fig. 2

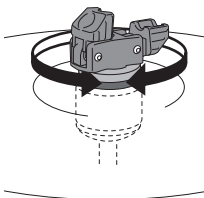


Fig. 3

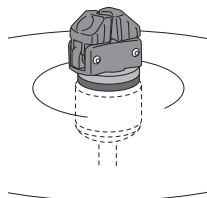


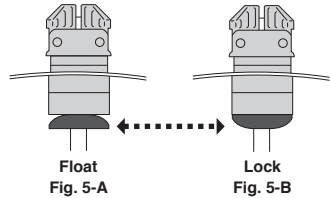
Fig. 4

NOTE

- Do not force the wings closed. If you feel resistance, rotate the WingLoc slightly to align the threads and try closing the wings again.
- Do not tighten the WingLoc when both wings are in the locked position to prevent wear to the threads.
- Keep the WingLoc in the locked position when transporting to avoid breakage or loss.

Reversible Seat Cup

The Seat Cup is reversible and can be set to Float, to allow cymbals to move freely, when set in the position shown in (Fig.5-A) or it can Lock, to prevent rattle in recording situations, when set in the position shown in (Fig.5-B).



Reversible Cymbal Washer

The CH-1030B/CH-1030C Cymbal Holder is equipped with Reversible Cymbal Washers with a Felt side and Foam side. With the Foam side against the cymbal, a bright, clear sound with long sustain is achieved. The Felt side gives a warmer and softer sound. Mix and match the top and bottom Reversible Cymbal Washers to find the sound you like best (Fig.6).

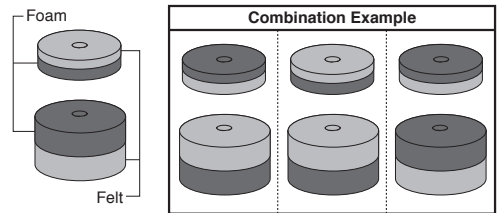


Fig. 6

CAUTION

- Test the stability of the stand before use. If needed, try one or combinations of the suggestions below until the stand is sufficiently stable.
 - Adjust the length of the boom arm.
 - Change the direction of the boom arm.
 - Shift the weight of the load.
- Before use, check to ensure all Wing Bolts, Wing Nuts, Bolts, and Screws on the Cymbal Holders are tight and secure.

California Proposition 65



Pearl[®]

<https://www.pearldrums.com>

Products and specifications are subject to change without notice.

Printed in China
-Nov 2020-